

SIDE COMFORT

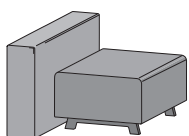
assembly instructions 06/2021

ZEITRAUM

combinations:

A

POUF + BACK



connectors:



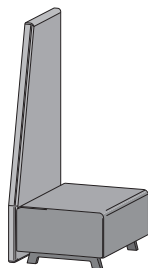
bayonet connector

required:



B

POUF + BACKREST
/BACKREST ANGLE

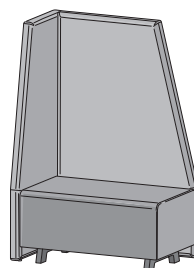


M8 threaded screw + socket

- allen keys
- open-end wrench

C

BACKREST + BACKREST

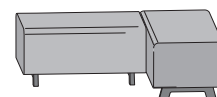


suspension fitting



D

POUF + POUF



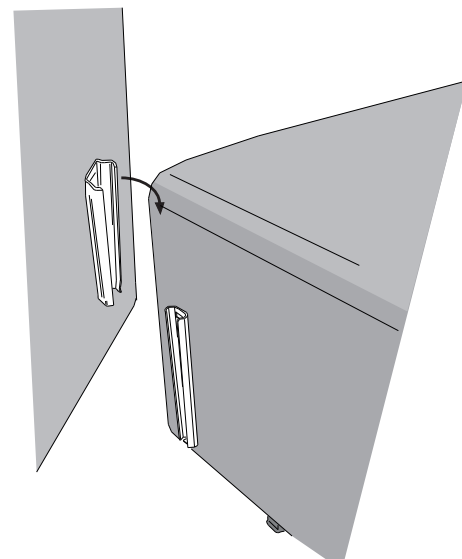

scissor-type connector
(fork + hook)



A

ASSEMBLY POUF + BACK

Lift the BACK and slide in the bayonet connector coming from above into its counterpart in the POUF. It is recommended that the assembly is carried out by two persons.

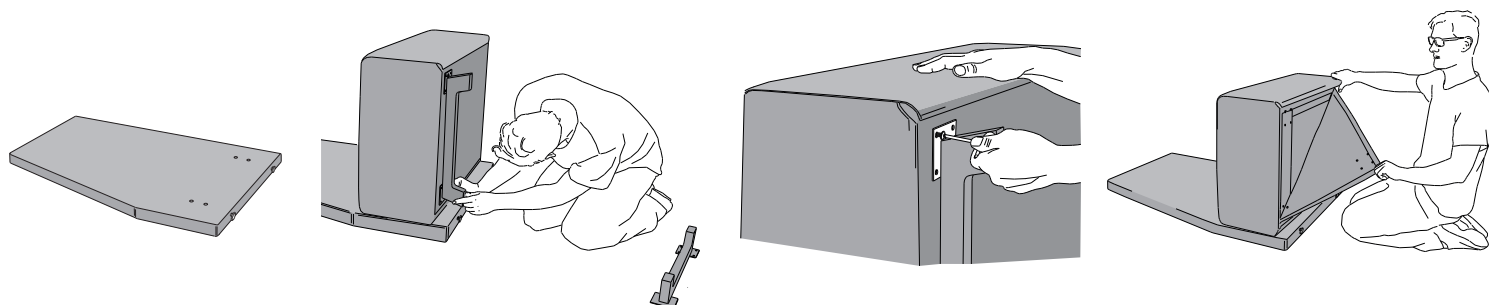


B

ASSEMBLY POUF + BACKREST

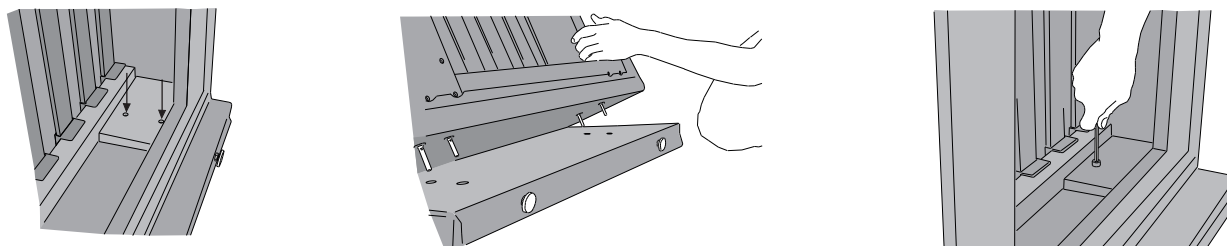
1.

Put the BACKREST on the ground so that the holes are at the top. Position the POUF with the holes downwards on the BACKREST. Disassemble the furniture legs with the allen key and open the black lining that is fixed with velcro fastener.



2.

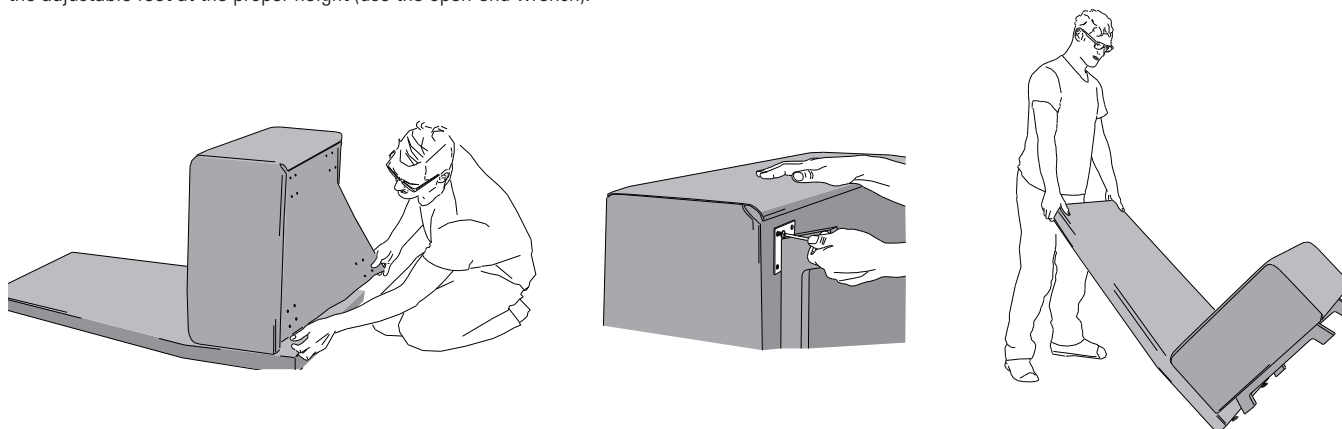
Put the M8 screws into the holes in the POUF and position it so that the screws fit into the BACKREST. Tighten the screws with the allen key.



3.

Attention: skip to point C if you have a second BACKREST.

If not: fix the black lining with the velcro fastener. Mount the furniture legs. Set up the POUF + BACKREST element and set the adjustable feet at the proper height (use the open-end wrench).

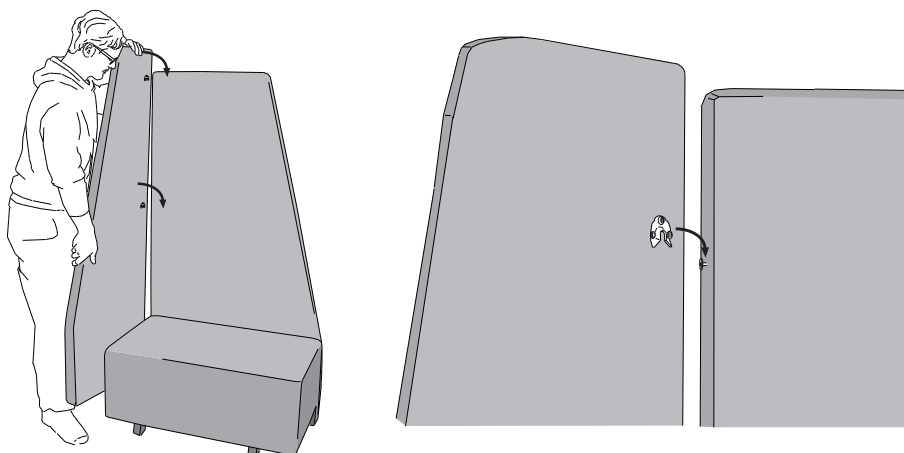


assembly instructions 06/2021

C

ASSEMBLY BACKREST + BACKREST

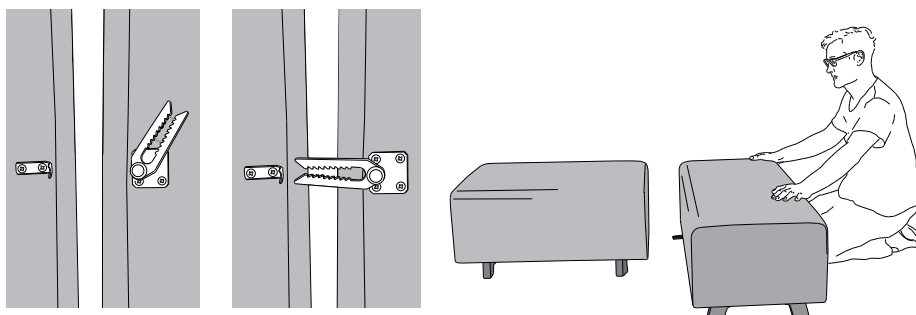
The POUF + BACKREST - Combination is still lying on the ground (furniture legs not mounted yet). The second BACKREST is mounted by sliding the suspension fittings on the screws of the other BACKREST. To fix the second BACKREST just follow the description above (Point B, 2. und 3.)



D

ASSEMBLY POUF + POUF

If you want to put two POUFs together turn out the fork connector. Push together the POUFs until the hook is locked in position with the fork. You can dismount the elements by lifting the one with the hook. If you want to use the POUF as an individual element just fold back the fork and locate it under the upholstery.



General information:

- It is recommended that the assembly is carried out by two persons.
- Attention! The combination of POUF & BACKREST can easily tip due to improper use.
In this case ZEITRAUM does not accept any responsibility.