

# RAIL Café

# RAIL Dine

tabletop up to 90x90 cm

# ZEITRAUM

## Assembly instructions 09/2022

### TOOLS:

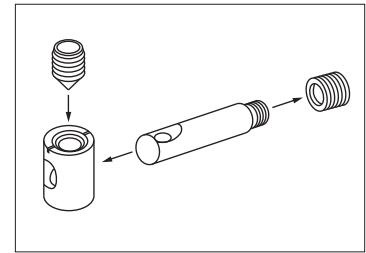
Allen key SW 5 (enclosed) and SW 6

8x XS steel dowels (M8)

8x connector housings

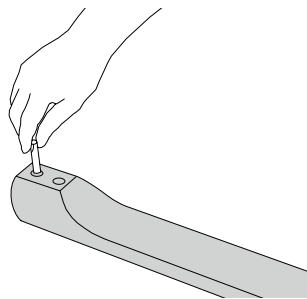
8x grub screws

1x cylinder head screw (M8x60) with flat washer

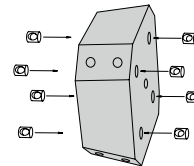


video:  
<https://www.youtube.com/watch?v=iolUTDqtvqE>

Please assemble the table **on a soft surface (e.g. a carpet or blanket)** to avoid damages.



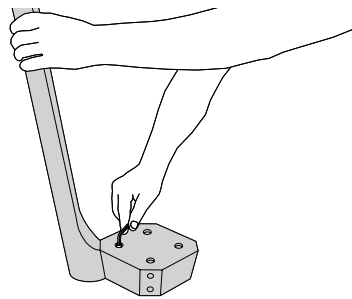
**1.** Screw in the XS steel dowels.



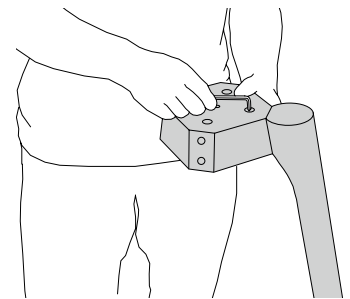
**2.** Insert the connector housings.



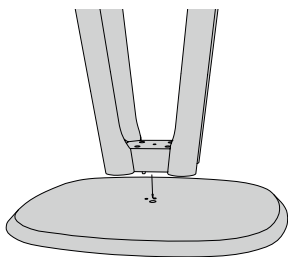
**3.** Mount the legs to block.



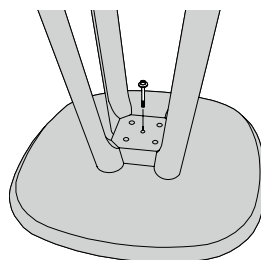
**4.** Fix the connection from the bottom side with grub screws.



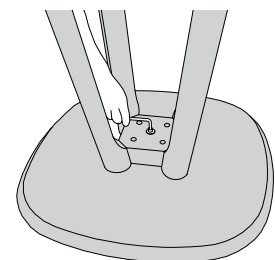
**5.** Also fix it from the top side with grub screws.



**6.** Place the frame on the tabletop.



**7.** Insert the cylinder head screw with flat washer.



**8.** Fix the block by screwing it onto the table.